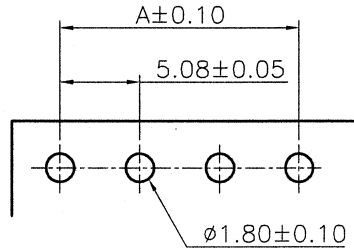
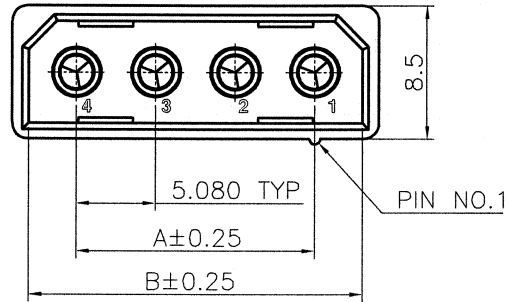


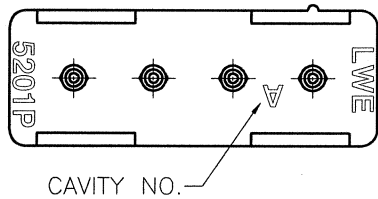
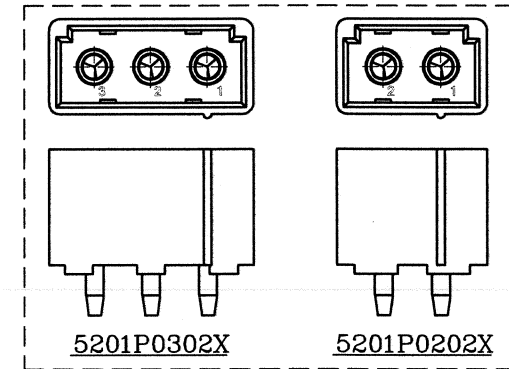
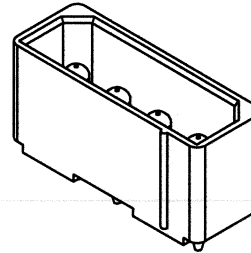
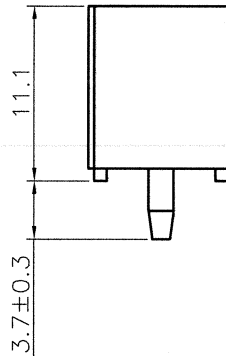
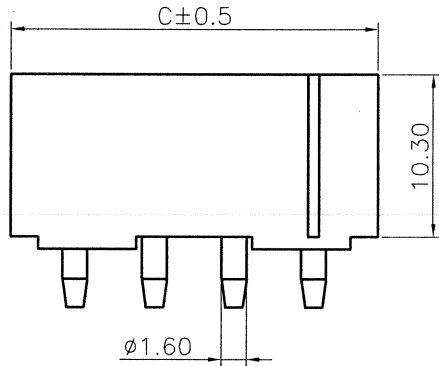
12 11 10 9 8 7 6 5 4 3 2 1



P.C. BOARD LAYOUT

DIMENSION:

Circuits	Dim. A	Dim. B	Dim. C
2	5.08	11.3	13.3
3	10.16	16.4	18.3
4	15.24	21.6	23.5

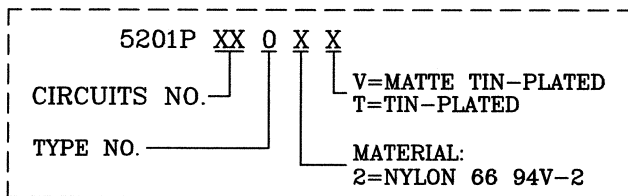


NOTE:

- MATERIAL:
BASE : NYLON 66 94V-2 (NATURAL)
ROUND PIN : BRASS , MATTE TIN-PLATED/TIN-PLATED
- MATES WITH 5200R,5211R PLUG HOUSING

RoHS Compliant
CUSTOMER DRAWING

ORDER INFORMATION:



MATERIAL: SEE NOTES			
FINISH(COLOR): SEE NOTES			
FILE NAME:			
C	ADD PLATING	TL110611	06/JUL/11'
B	NEW TOOLING	900202	08/FEB/01'
A	NEW RELEASE		24/MAR/09'
REV.	REVISION RECORD	ECN NO.	DATE

LANDWIN 聯盈電子股份有限公司 LANDWIN ELECTRONIC CORP.			
SCALE	FREE	SHEET	1 OF 1
DRAWN BY: ALAN	06/JUL/11'	UNIT	mm
APPROVED BY: <i>[Signature]</i>		DRAW NO.	(CQ) 5201PXXOXX
GENERAL TOLERANCE:	ANGLE:	DIM:	TITLE:
	±3°	x.x ±0.5 x.xx ±0.25 x.xxx ±0.12 x.xxxx ±0.08	5.08mm PITCH STRAIGHT HEADER