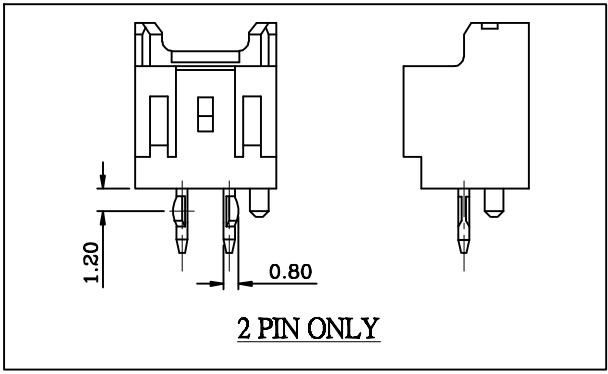
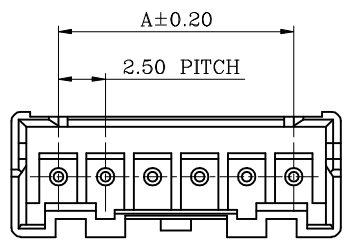


12 11 10 9 8 7 6 5 4 3 2 1

A
B
C
D
E
F

A
B
C
D
E
F



ORDER INFORMATION:

CQ 2621B XX A 1 T (WITH PEG)
 CQ 2621B XX A 1 T - S N WITHOUT PEG

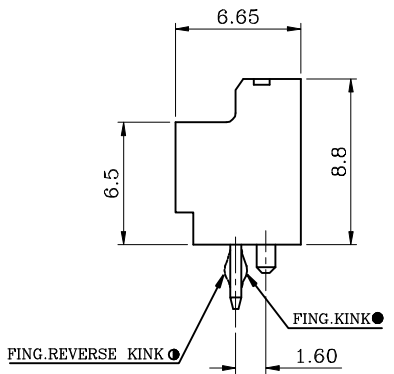
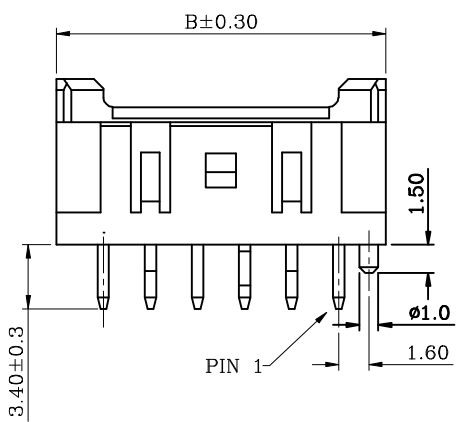
CIRCUITS NO. _____
 TYPE NO. _____
 MATERIAL NO. _____

1: NYLON 66-GF15 94V-0

COLOR NO. S=NATURAL
 T=TIN-PLATED

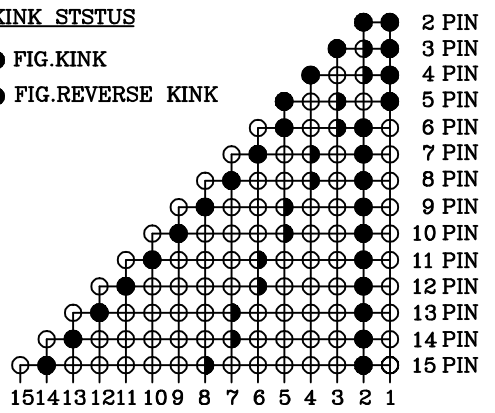
NOTES:

1. MATERIAL NO:
 BASE: NYLON 66-GF15 94V-0
 BASE: BRASS, TIN-PLATED



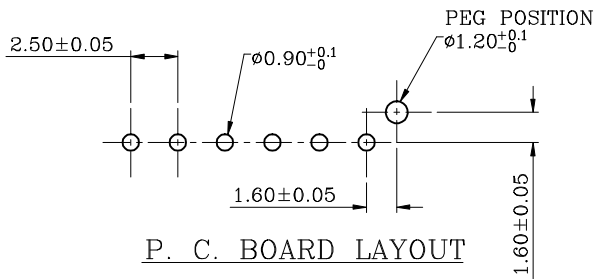
KINK STATUS

- FIG. KINK
- ⊙ FIG. REVERSE KINK



DIMENSIONS:

CIRCUITS	DIM. A	DIM. B
2	2.50	7.50
3	5.00	10.00
4	7.50	12.50
5	10.00	15.00
6	12.50	17.50
7	15.00	20.00
8	17.50	22.50
9	20.00	25.00
10	22.50	27.50
11	25.00	30.00
12	27.50	32.50
13	30.00	35.00
14	32.50	37.50
15	35.00	40.00



P. C. BOARD LAYOUT

RoHS Compliant

MATERIAL: SEE NOTES	
FINISH(COLOR): NATURAL COLOR	
A1	NEW RELEASE
REV.	REVISION RECORD

GENERAL TOLERANCE:	PROJECTION	SCALE	UNIT	SHEET NO.	REV
X.X ±0.25	FREE	FREE	MM	1 / 1	A1
X.XX ±0.12	DRAWN	JEFF	DRAW NO.		
X.XXX ±0.08	CHECKED		(CQ) 2621PXXA1T-XX		
	APP'D	DEMING	TITLE:		
			2.50mm PITCH HEADER		
			STRAIGHT DIP TYPE		

CUSTOMER DRAWING

LANDWIN 聯盈電子股份有限公司
 LANDWIN ELECTRONIC CORP.

04-MAR-15 ANGULAR ±30' DATE 04-MAR-15