



# SPECIFICATION FOR APPROVAL

<b>DELEC</b>		
MARKETING GROUP	R&D GROUP	QA GROUP
ISSUED BY	CHECKED BY	QA INSPECTION
Gaoming Li	Weide Li	Kejun Chen

## CUSTOMER

### CUSTOMER APPROVAL:

APPROVAL       CONCESSIONARY       REJECTED

ISSUED BY : \_\_\_\_\_

CHECKED BY: \_\_\_\_\_

APPROVED BY: \_\_\_\_\_

COMMENTS : \_\_\_\_\_  
 \_\_\_\_\_

CUSTOMER: \_\_\_\_\_

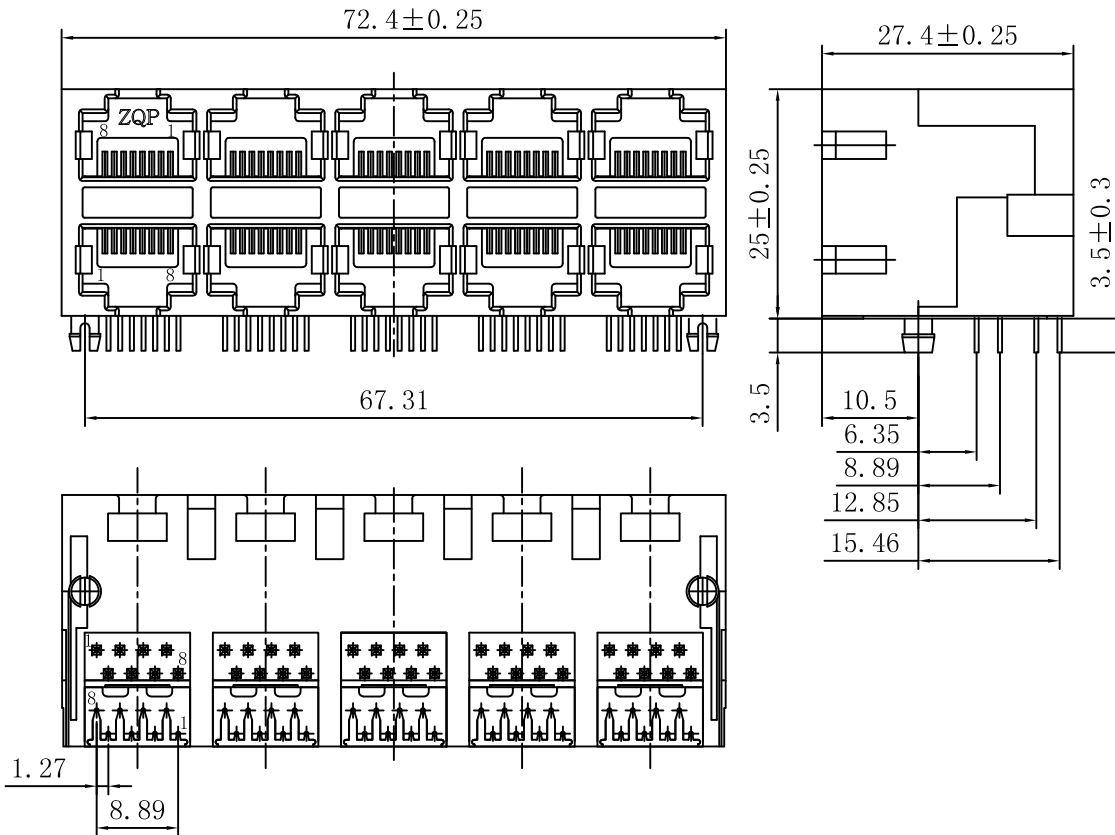
CUSTOMER PART NO: \_\_\_\_\_

SAMPLE Q'TY: \_\_\_\_\_

TITLE 2X5 RJ45 8P8C SIDE ENTRY JACK WITHOUT SHIELD AND LED				<b>DELEC</b>		东莞多亚电子有限公司 DONGGUAN DUOYA ELECTRONICS CO., LTD		
PART NO. DY9760-341F00A-001				GENERAL TOLERANCE			UNIT:MM (INCH)	SIZE: A4
DRAW	Ming	DATE	2014-05-15	.X±0.20	.X±1°	SCALE: 1:1	SHEET: 1/5	REV:A
CHECK	Jason	DATE	2014-05-15	.XX±0.15	.XX±5°			
APPROVE	De	DATE	2014-05-15	.XXX±0.10				



MECHANICAL DIMENSION

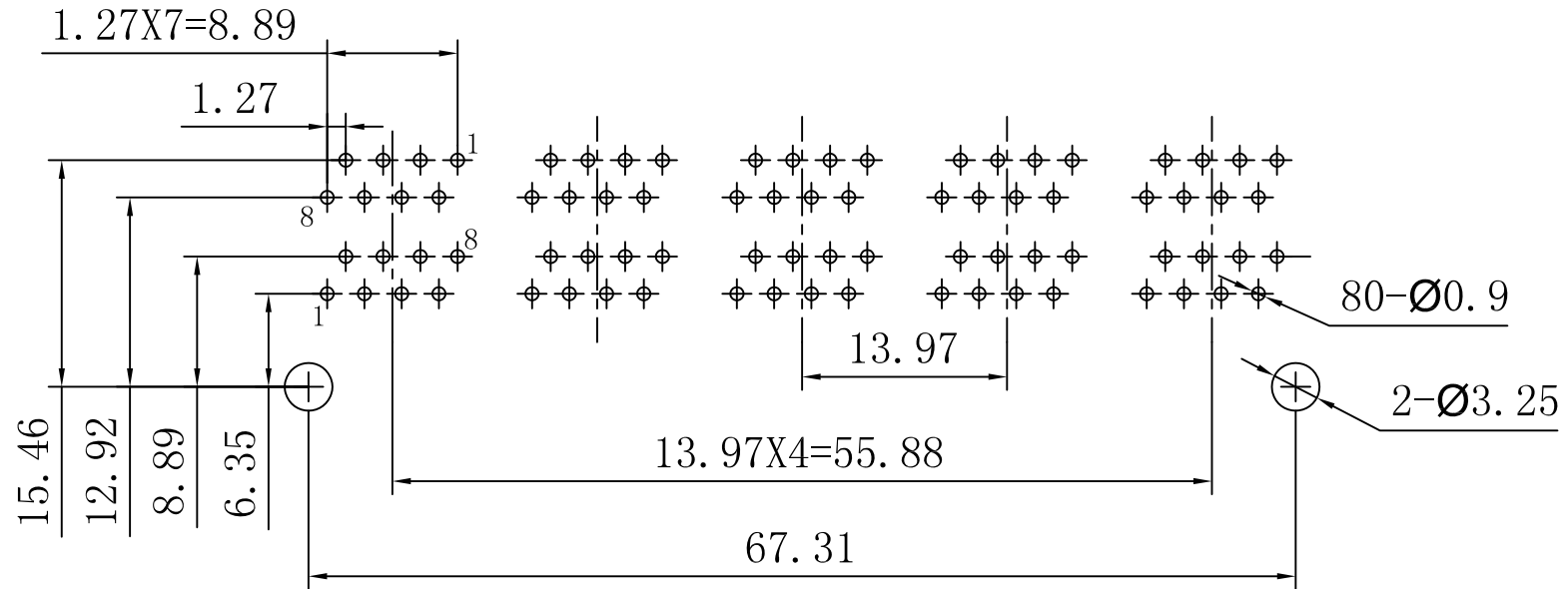


SPECIFICATION AND PERFORMANCE

- 1 Scope  
This specification covers the requirements for product performance, tests and quality assurance provisions for side entry PCB jack
- 2 Applicable document  
The following documents form a part of this specification to the extent specified herein. In the event of conflict between the requirements of this specification and the product drawing shall take precedence
- 3 Materials  
Housing: Glass filled polyester UL94V-0, pantone Black  
Contact: Phosphor bronze t=0.35mm flat pin  
Plating: FU"Gold plating over nickel  
PCB retention fre-solder: 1LB min.
4. Mechanical characteristics:  
Durability: 750(modular jack) insertion/plug dimension cycles  
Mates with modular plug conforming to FCC pact 68.
5. Electrical  
Current rating: 1.5AMP  
Voltage rating: 125VAC max.  
Contact resistance: 30 milliohms max.  
Insulation resistance: 500 megohms min.@500 VDC.  
Dielectric strength: 1000 VAC RMS 60Hz, 1min.
6. Environmental:  
Operating temperature: 0°C~+70°C  
Storage temperature: -40°C~+85°C
7. Applicable printed circuit board  
The product is designed to meet the electrical, mechanical and environmental performance requirements specified in product drawing

TITLE 2X5 RJ45 8P8C SIDE ENTRY JACK WITHOUT SHIELD AND LED				DELEC		东莞多亚电子有限公司 DONGGUAN DUOYA ELECTRONICS CO., LTD			
PART NO. DY9760-341F00A-001				GENERAL TOLERANCE			UNIT:MM (INCH)	SIZE: A4	
DRAW	Ming	DATE	2014-05-15	.X±0.20	.X±1°	SCALE: 1:1	SHEET: 3/5	REV:A	
CHECK	Jason	DATE	2014-05-15	.XX±0.15	.XX±5°				
APPROVE	De	DATE	2014-05-15	.XXX±0.10					

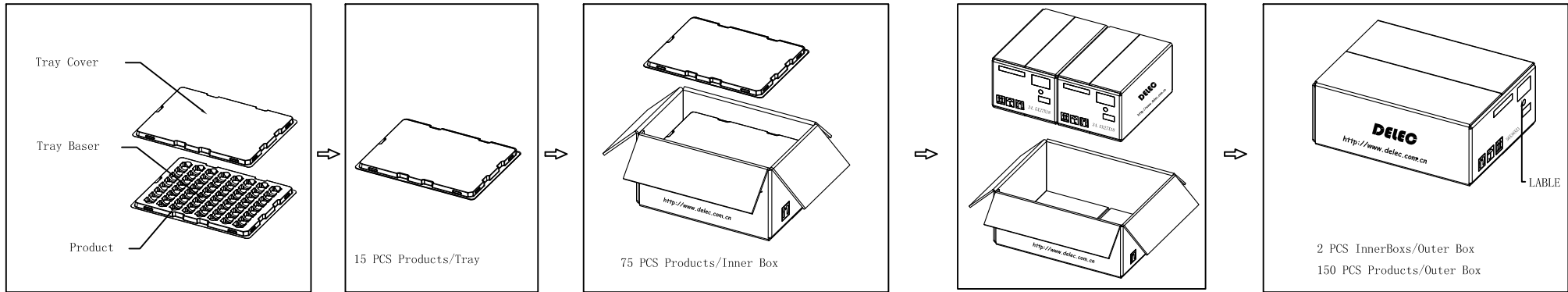
RECOMMENDED PCB LAYOUT AND LED: UNIT: (mm)



RECOMMENDED PCB LAYOUT  
(COMPONENT SIDE VIEW)

TITLE				东莞多亚电子有限公司 DONGGUAN DUOYA ELECTRONICS CO., LTD				
2X5 RJ45 8P8C SIDE ENTRY JACK WITHOUT SHIELD AND LED								
PART NO.				GENERAL TOLERANCE		UNIT:MM (INCH)	SIZE: A4	
DY9760-341F00A-001								
DRAW	Ming	DATE	2014-05-15	.X±0.20	.X±1°	SCALE: 1:1	SHEET: 4/5	REV:A
CHECK	Jason	DATE	2014-05-15	.XX±0.15	.XX±5°			
APPROVE	De	DATE	2014-05-15	.XXX±0.10				

PACKAGE INFORMATION AND LABEL



PACKING QUANTITY : 15 PCS FINISHED GOODS PER TRAY  
 10 TRAYS (150 PCS FINISHED GOODS) PER CARTON BOX

NOTE : CARDBOARDS ARE PLACED BETWEEN LAYERS OF PACKING TRAY INSIDE CARTON BOX  
 (INCLUDE THE UPPERMOST AND LOWERMOST TRAY)

TITLE 2X5 RJ45 8P8C SIDE ENTRY JACK WITHOUT SHIELD AND LED				东莞多亚电子有限公司 DONGGUAN DUOYA ELECTRONICS CO., LTD				
PART NO. DY9760-341F00A-001				GENERAL TOLERANCE			UNIT:MM (INCH)	SIZE: A4
DRAW	Ming	DATE	2014-05-15	.X±0.20	.X±1°	SCALE: 1:1	SHEET: 5/5	REV:A
CHECK	Jason	DATE	2014-05-15	.XX±0.15	.XX±5°			
APPROVE	De	DATE	2014-05-15	.XXX±0.10				